





Subplots 1 → 10




**2010**

Subplots 1 → 10


Subplots 10 → 1



Subplot 1




Subplot 2




Subplot 3




Subplot 4



Subplot 5



Subplot 6




Subplot 7




Subplot 8




Subplot 9



Subplot 10



Subplots 1 → 10



Subplots 10 → 1

2000



Subplot 1


## 2010




Subplot 1



Subplot 2



Subplot 3



Subplot 4



Subplot 5



Subplot 6



Subplot 7




Subplot 8




Subplot 9



Subplot 10




Subplots 1 → 10




Subplots 10 → 1

**2000**





Subplot 1



2010

Subplots 1 → 10

Subplots 10 → 1







Subplot 1

Subplot 2

Subplot 3

Subplot 4

Subplot 5



Subplot 6

Subplot 7


Subplot 8

Subplot 9

Subplot 10




1975



2000


Sensu 1975



2000


Subplots 1 → 10

2000



Subplot 1


# Plot 09




2010

Subplots 1 → 10


Subplots 10 → 1




Subplot 1




Subplot 2




Subplot 3




Subplot 4




Subplot 5




Subplot 6




Subplot 7



Subplot 8




Subplot 9




Subplot 10






Subplots 1 → 10

2000



Subplot 1






# Plot 13



2010

Subplots 1 → 10

Subplots 10 → 1






Subplot 1

Subplot 2

Subplot 3

Subplot 4

Subplot 5




Subplot 6

Subplot 7

Subplot 8

Subplot 9

Subplot 10



Subplots 1 → 10



Subplots 10 → 1


2000



Subplot 1



2010



2010

2010

Subplots 1 → 10

Subplots 10 → 1




Subplot 1



Subplot 2



Subplot 3




Subplot 4




Subplot 5




Subplot 6



Subplot 7




Subplot 8




Subplot 9



Subplot 10




Subplots 1 → 10





Subplots 10 → 1

**2000**



Subplot 1



# Plot 16



2010

Subplots 1 → 10

Subplots 10 → 1





Subplot 1

Subplot 2

Subplot 3

Subplot 4

Subplot 5




Subplot 6

Subplot 7


Subplot 8

Subplot 9

Subplot 10




Subplots 1 → 10





Subplots 10 → 1

2000



Subplot 1





# Plot 17



2010

Subplots 1 → 10

Subplots 10 → 1








Subplot 1

Subplot 2

Subplot 3

Subplot 4

Subplot 5



Subplot 6


Subplot 7

Subplot 8

Subplot 9

Subplot 10





Sensu 1975



Subplots 1 → 10




Subplots 10 → 1

2000



Subplot 1





# Plot 18



2010

Subplots 1 → 10

Subplots 10 → 1




Subplot 1

Subplot 2

Subplot 3

Subplot 4

Subplot 5




No photo available


Subplot 8




Subplot 9



Subplot 10




Subplots 1 → 10




Subplots 10 → 1

**2000**








Subplot 1



2010

Subplots 1 → 10

Subplots 10 → 1








Subplot 1

Subplot 2

Subplot 3

Subplot 4

Subplot 5




Subplot 6

Subplot 7

Subplot 8


Subplot 9

Subplot 10




Subplots 1 → 10

**2000**








Subplot 1



2010

Subplots 1 → 10

Subplots 10 → 1








Subplot 1

Subplot 2

Subplot 3

Subplot 4

Subplot 5



Subplot 6

Subplot 7

Subplot 8

Subplot 9

Subplot 10




Subplots 1 → 10



Subplots 10 → 1


**2000**



Subplot 1




# Plot 24



2010

Subplots 1 → 10


Subplots 10 → 1




Subplot 1



Subplot 2



Subplot 3




Subplot 4



Subplot 5




Subplot 6




Subplot 7




Subplot 8




Subplot 9



Subplot 10




Subplots 1 → 10




Subplots 10 → 1

**2000**




Subplot 1


## 2010




Subplot 1




Subplot 2




Subplot 3



Subplot 4




Subplot 5




Subplot 6




Subplot 7




Subplot 8




Subplot 9



Subplot 10



Subplots 1 → 10




Subplots 10 → 1

**2000**




Subplot 1




Subplots 1 → 10

**2000**




Subplot 1




2010

Subplots 1 → 10


Subplots 10 → 1




Subplot 1




Subplot 2




Subplot 3



Subplot 4




Subplot 5




Subplot 6




Subplot 7




Subplot 8




Subplot 9



Subplot 10



Subplots 1 → 10




Subplots 10 → 1

2000




Subplot 1

# Plot 31



2010



2010


Subplots 1 → 10

Subplots 10 → 1

2010



Subplot 1




Subplot 2



Subplot 3




Subplot 4




Subplot 5




Subplot 6




Subplot 7



Subplot 8



Subplot 9



Subplot 10






Subplots 1 → 10





Subplots 10 → 1

2000



Subplot 1






# Plot 32



2010

Subplots 1 → 10

Subplots 10 → 1








Subplot 1

Subplot 2

Subplot 3

Subplot 4

Subplot 5




Subplot 6

Subplot 7

Subplot 8

Subplot 9

Subplot 10




Subplots 1 → 10





Subplots 10 → 1

**2000**



Subplot 1





# Plot 38



2010

Subplots 1 → 10

Subplots 10 → 1



Subplot 1





Subplot 2

Subplot 3

Subplot 4

Subplot 5

No photo available




Subplot 6

Subplot 7


Subplot 8

Subplot 9

Subplot 10




Subplots 1 → 10





Subplots 1 → 10

2000



Subplot 1





# Plot 42



2010

Subplots 1 → 10

Subplots 10 → 1







Subplot 1

Subplot 2

Subplot 3

Subplot 4

Subplot 5




Subplot 6

Subplot 7

Subplot 8

Subplot 9

Subplot 10




Subplots 1 → 10





Subplots 10 → 1

**2000**



Subplot 1






# Plot 44



2010

Subplots 1 → 10

Subplots 10 → 1






Subplot 1

Subplot 2

Subplot 3

Subplot 4

Subplot 5



Subplot 6


Subplot 7

Subplot 8

Subplot 9

Subplot 10






Subplots 1 → 10





Subplots 10 → 1

**2000**



Subplot 1

# Plot 45







2010

2010

2010

Subplots 1 → 10

Subplots 10 → 1




Subplot 1

Subplot 2

Subplot 3

Subplot 4

Subplot 5




Subplot 6

Subplot 7


Subplot 8

Subplot 9

Subplot 10




Subplots 1 → 10





Subplots 10 → 1

2000



Subplot 1


# Plot 46




2010

Subplots 1 → 10


Subplots 10 → 1




Subplot 1



Subplot 2




Subplot 3



Subplot 4



Subplot 5




Subplot 6



Subplot 7




Subplot 8




Subplot 9



Subplot 10




Subplots 1 → 10



Subplots 10 → 1

2000




Subplot 1

# Plot 48



2010




2010


2010

Subplots 1 → 10


Subplots 10 → 1




Subplot 1




Subplot 2




Subplot 3




Subplot 4




Subplot 5



Subplot 6




Subplot 7




Subplot 8




Subplot 9



Subplot 10



Subplots 1 → 10




Subplots 10 → 1

**2000**




Subplot 1

# Plot 49



2010




2010


2010

Subplots 1 → 10


Subplots 10 → 1




Subplot 1




Subplot 2




Subplot 3



Subplot 4




Subplot 5



Subplot 6




Subplot 7



Subplot 8


No photo available

Subplot 9




Subplot 10






Subplots 1 → 10




Subplots 10 → 1

2000




Subplot 1

# Plot 50



2010



2010

Subplots 1 → 10

Subplots 10 → 1

2010




Subplot 1



Subplot 2



Subplot 3




Subplot 4



Subplot 5



Subplot 6



Subplot 7




Subplot 8




Subplot 9



Subplot 10




Subplots 1 → 10





Subplots 10 → 1

**2000**



Subplot 1

# Plot 51







2010

2010

2010

Subplots 1 → 10

Subplots 10 → 1






Subplot 1

Subplot 2

Subplot 3

Subplot 4

Subplot 5




Subplot 6

Subplot 7


Subplot 8

Subplot 9

Subplot 10




Subplots 1 → 10





Subplots 10 → 1

2000



Subplot 1


# Plot 53



2010

Subplots 1 → 10


Subplots 10 → 1




Subplot 1



Subplot 2




Subplot 3



Subplot 4



Subplot 5




Subplot 6



Subplot 7




Subplot 8




Subplot 9




Subplot 10



Sensu 1975




Subplots 1 → 10




Subplots 10 → 1

**2000**




Subplot 1






Subplots 1 → 10





Subplots 10 → 1

**2000**



Subplot 1





# Plot 55



2010

Subplots 1 → 10

Subplots 10 → 1







Subplot 1

Subplot 2

Subplot 3

Subplot 4

Subplot 5



Subplot 6

Subplot 7

Subplot 8

Subplot 9

Subplot 10




Subplots 1 → 10





Subplots 10 → 1

**2000**



Subplot 1




# Plot 56



2010

Subplots 1 → 10

Subplots 10 → 1






Subplot 1

Subplot 2

Subplot 3

Subplot 4

Subplot 5



Subplot 6

Subplot 7

Subplot 8

Subplot 9

Subplot 10




Subplots 1 → 10



Subplots 10 → 1

2000




Subplot 1

# Plot 58



2010



2009




2010

2010

Subplots 1 → 10

Subplots 10 → 1



Subplot 1



Subplot 2



Subplot 3




Subplot 4




Subplot 5




Subplot 6



Subplot 7




Subplot 8




Subplot 9



Subplot 10




Subplots 1 → 10





Subplots 10 → 1

2000



Subplot 1






# Plot 59



2010

Subplots 1 → 10

Subplots 10 → 1








Subplot 1

Subplot 2

Subplot 3

Subplot 4

Subplot 5



Subplot 6

Subplot 7

Subplot 8

Subplot 9

Subplot 10